

Arts, Commerce & Science College, Hingoli

DEPARTMENT OF ENGLISH

Result Analysis (Winter 2021 & Summer 2022)

SR. NO.	CLASS	PAPER No	NAME OF THE FACULTY	TOTAL STUDENT	PRESENT	ABSENT	PASS	FAIL	O	A+	A	B+	B	C	P	Percentage
1	B. A. I (Sem I)	I	Dr. S. S. Dodal	11	10	1	10	0	0	1	6	3	0	0	0	100.00%
2	B. A. I (Sem I)	II	Dr. Jawale	11	11	0	11	0	5	2	3	0	1	0	0	100.00%
3	B. A. I (Sem II)	III	Dr. S. S. Dodal	11	10	1	10	0	0	0	3	4	0	2	1	100.00%
4	B. A. I (Sem II)	IV	Dr. Jawale	11	10	1	9	1	0	1	1	4	1	0	2	90.00%
5	B. A. II (Sem. III)	V	Dr. T. R. Hapgunde	19	18	0	17	1	2	6	6	2	0	1	0	94.44%
	B. A. II (Sem. III)	VI	Mr. S. Puri	19	17	1	17	0	3	5	7	2	0	0	0	100.00%
	B. A. II (Sem. IV)	VII	Dr. T. R. Hapgunde	19	16	2	12	4	0	2	5	3	1	1	0	75.00%
	B. A. II (Sem. IV)	VIII	Mr. S. Puri	19	16	2	13	3	0	1	5	4	1	1	1	81.25%

9	B. A. II (Sem III)	SEC - I	Dr. S. S. Dodal	15	13	2	13	0	12	1	0	0	0	0	0	100.00%
10	B. A. II (Sem. IV)	SEC - II	Dr. S. S. Dodal	15	13	2	13	0	13	0	0	0	0	0	0	100.00%
11	B. A. III (Sem. V)	IX	Dr. T. R. Hapgunde	17	16	1	16	0	1	9	4	2	0	0	0	100.00%
12	B. A. III (Sem. V)	X	Dr. S. L. Patki	17	17	0	17	0	0	2	8	5	0	2	0	100.00%
13	B. A. III (Sem. VI)	XI	Dr. T. R. Hapgunde	17	15	2	14	1	0	1	2	4	3	1	3	93.33%
14	B. A. III (Sem. VI)	XII	Dr. S. L. Patki	17	15	2	12	3	2	2	0	3	0	2	3	80.00%
15	B. A. III (Sem. V)	SEC - III	Dr. S. L. Patki	17	17	0	17	0	13	4	0	0	0	0	0	100.00%
16	B. A. III (Sem. VI)	SEC - IV	Dr. S. L. Patki	17	17	0	17	0	10	5	2	0	0	0	0	100.00%
17	B. A. I (Sem. I)	I	Dr. S. S. Dodal	212	203	9	182	21	20	41	58	28	17	10	8	89.65%
18	B. A. I (Sem. II)	II	Dr. S. S. Dodal	212	191	21	116	74	0	0	7	21	20	12	46	60.73%
19	B. A. II (Sem. III)	III	Dr. T. R. Hapgunde	197	191	6	158	36	10	32	58	28	17	11	2	82.72%
20	B. A. II (Sem. IV)	IV	Dr. T. R. Hapgunde	197	182	15	74	121	0	0	6	9	9	9	41	40.65%

21	B. COM I (Sem. I)	I	Dr. S. L. Patki	145	142	2	141	1	45	52	31	6	5	1	1	99.29%
22	B. COM I (Sem. II)	II	Dr. S. L. Patki	145	139	5	110	29	0	1	17	33	31	15	13	79.13%
23	B. COM II (Sem. III)	III	Dr. S. L. Patki	134	134	0	134	0	63	28	25	10	5	2	1	100.00%
24	B. COM II (Sem. IV)	IV	Dr. S. L. Patki	134	126	8	92	34	0	5	11	24	10	21	21	73.01%
25	B. Sc. I (Sem. I)	I	Dr. T. R. Hapgunde	101	100	1	98	2	35	38	18	2	2	2	0	97.02%
26	B. Sc. I (Sem. II)	II	Dr. T. R. Hapgunde	101	99	2	72	28	1	9	14	17	12	2	17	72.00%
27	B. Sc. II (Sem. III)	III	Dr. S. S. Dodal	89	88	1	86	2	44	19	15	5	2	0	1	97.72%
28	B. Sc. II (Sem. IV)	IV	Dr. S. S. Dodal	89	84	5	61	23	0	4	12	25	5	8	7	72.61%

S.L.P.

Dr. Sachin L. Patki
Head, Department of English

Adarsh Education Society's
ARTS, COMMERCE & SCIENCE COLLEGE, HINGOLI
DEPARTMENT OF Zoology
B.Sc. RESULT Summer-2022

Class	SEM	Paper No.	Grade								Total Students	Total Pass	% of Passing	Name of Lecturer	
			O	A+	A	B+	B	C	P	F					
B.Sc. I	I	I	26	27	3		2			1	3	62	59	95.16129	Dr. Joshi P.P.
		II	36	17	6		2				1	62	61	98.3871	Dr. Salve B. S.
	II	III	5	6	6	3	9	3	2	28		62	34	54.83871	Dr. Salve B. S.
		IV	13	6	10	3	5		3	22		62	40	64.51613	Dr. Joshi P.P.
	I & II	V	49	5		1					7	62	55	88.70968	Dr. Patode P.S.
B.Sc. II	III	VI	20	13	10	1	1				3	48	45	93.75	Dr. Joshi P.P.
		VII	34	8	3						3	48	45	93.75	Dr. Salve B. S.
		SEC I	14								4	18	14	77.77778	Dr. Salve B. S.
	IV	VIII	1	7	8	3	4	4	1	20		48	28	58.33333	Dr. Salve B. S.
		IX	6	4	8		3	4			23	48	25	52.08333	Dr. Joshi P.P.
	SEC	SEC II	14								4	18	14	77.77778	Dr. Salve B. S.
	III & IV	X	23	6	5	1					13	48	35	72.91667	Dr. Salve B. S.
		XI	24	11	1						12	48	36	75	Dr. Joshi P.P.
B.Sc. III	V	XII	26	30	25	1						82	82	100	Dr. Salve B. S.
		XIII	7	27	34	8	5				1	82	81	98.78049	Dr. Joshi P.P.
		SEC III	24								2	26	24	92.30769	Dr. Joshi P.P.
	VI	XIV	30	16	11	5	9			3	8	82	74	90.2439	Dr. Salve B. S.
		XV	35	13	12	3	5			3	11	82	71	86.58537	Dr. Joshi P.P.
	SEC	SEC IV	23	1							2	26	24	92.30769	Dr. Joshi P.P.
	V & VI	XVI	75			1					6	82	76	92.68293	Dr. Salve B. S.
		XVII	76								6	82	76	92.68293	Dr. Joshi P.P.



Head

Department of Zoology,
Adarsh College, Hingoli

HEAD

Dept. of Zoology

Adarsh Education Society's
Arts, Commerce & Science College

HINGOLI - 431 515

Adarsh Education Society's
ARTS, COMMERCE & SCIENCE COLLEGE, HINGOLI

DEPARTMENT OF Zoology

M.Sc. Zoology RESULT Summer-2022

Class	SEM	Paper No.	Grade							Total Student	Total Pass	% of Passing	Name of Lecturer	
			O	A+	A	B+	B	C	P					F
M.Sc. First Year	I	I	9	16	9	3	1				38	38	100	Ms. P.R. Mujmule
		II	12	14	10					2	38	36	94.73684	Mr. P.R. Khandare
		III	29	4	2		1	1		1	38	37	97.36842	Ms. M.S. Borkar
		IV	34	1	1	2					38	38	100	Dr. Patode P.S.
		V	35	2					1		38	38	100	Dr. Joshi P.P.
	II	VI	6	7	11	8	2		1	3	38	35	92.10526	Ms. P.R. Mujmule
		VII	6	7	10	1	8		2	4	38	34	89.47368	Mr. P.R. Khandare
		VIII	3	1	3	8	8		9	6	38	32	84.21053	Ms. M.S. Borkar
		IX	11	10	9	3	3		2		38	38	100	Dr. Patode P.S.
		X	38								38	38	100	Dr. Joshi P.P.
		LB I	38								38	38	100	Ms. P.R. Mujmule
		LB II	38								38	38	100	Mr. P.R. Khandare
		LB III	38								38	38	100	Ms. M.S. Borkar
		LB IV	38								38	38	100	Dr. Patode P.S.
M.Sc. First Year	I	XI	23	10	1						34	34	100	Ms. P.R. Mujmule
		XII	20	12	2						34	34	100	Mr. P.R. Khandare
		XIII	3	4	10	9	5		1	2	34	32	94.11765	Ms. M.S. Borkar
		XIV	15	13	5		1				34	34	100	Dr. Patode P.S.
		XV	33	1							34	34	100	Dr. Joshi P.P.
	II	XVI	3	10	7	9	2			3	34	31	91.17647	Ms. P.R. Mujmule
		XVII	7	9	6	4	5	1		2	34	32	94.11765	Mr. P.R. Khandare
		XVIII	14	7	7	2	1			3	34	31	91.17647	Ms. M.S. Borkar
		XIX	2	10	7	3	1	3	4	4	34	30	88.23529	Dr. Patode P.S.
		XX	34								34	34	100	Dr. Joshi P.P.
		LB V	34								34	34	100	Ms. P.R. Mujmule
		LB VI	34								34	34	100	Mr. P.R. Khandare
		LB VII	34								34	34	100	Ms. M.S. Borkar
		LB VIII	32	1	1						34	34	100	Dr. Salve B. S.

Head
HEAD

Dept. of Zoology

Adarsh Education Society's

Arts, Commerce & Science College

Adarsh Education Society's

ARTS, COMMERCE & SCIENCE COLLEGE, HINGOLI.

DEPARTMENT OF POLITICAL SCIENCE

RESULT Academic Year : 2021-22

B.A 1st Year

CLASS	SEM.	PAPER NO.	Grade								TOTAL STUDENT	Total Pass	% OF PASSING
			O	A+	A	B+	B	C	P	F			
BAFY	I	I	30	58	55	10	1	-	1	4	159	155	97.48%
		II	51	57	38	3	3	-	-	7	159	152	95.59%
BAFY	II	III	-	18	44	32	4	16	11	34	159	125	78.61%
		IV	1	16	48	43	5	9	15	22	159	137	86.16%

B.A 2nd Year

CLASS	SEM.	PAPER NO.	Grade								TOTAL STUDENT	Total Pass	% OF PASSING
			O	A+	A	B+	B	C	P	F			
BASY	III	V	96	33	10	-	1	2	-	1	143	142	99.30%
		VI	2	17	80	19	1	-	8	10	143	133	93.00%
		I(SEC)	24	-	-	-	-	-	-	8	32	24	75.00%
BASY	IV	VII	8	20	42	29	1	15	16	12	143	131	91.60%
		VIII	8	24	36	31	4	17	9	13	143	130	90.91%
		II(SEC)	24	-	-	-	-	-	-	8	32	24	75.00%

B.A 3rd Year

CLASS	SEM.	PAPER NO.	Grade								TOTAL STUDENT	Total Pass	% OF PASSING
			O	A+	A	B+	B	C	P	F			
BATY	V	IX	75	28	11	-	-	-	-	1	115	114	99.13%
		X	13	51	38	10	1	-	-	2	115	113	98.26%
		III(SEC)	35	-	-	-	-	-	-	-	35	35	100.00%
BATY	VI	XI	6	22	44	18	4	9	7	5	115	110	95.65%
		XII	10	26	46	15	-	6	5	7	115	108	93.91%
		IV(SEC)	35	-	-	-	-	-	-	-	35	35	100.00%


HOD

POLITICAL SCIENCE
I/C PRINCIPAL

ADARSH EDUCATION SOCIETY'S
Art's Commerce & Science College
HINGOLI Dist. Hingoli



PRINCIPAL
I/C PRINCIPAL

ADARSH EDUCATION SOCIETY'S
Art's Commerce & Science College
HINGOLI Dist. Hingoli

Adarsh Education Society's
ARTS, COMMERCE & SCIENCE COLLEGE, HINGOLI.
DEPARTMENT OF POLITICAL SCIENCE
RESULT Academic Year : 2021-22

M.A 1st Year

CLASS	SEM.	PAPER NO.	Grade							TOTAL STUDENT	Total Pass	% OF PASSING	
			O	A+	A	B+	B	C	P				F
MAFY	I	I	-	2	27	27	9	-	2	2	69	67	97.10%
		II	-	16	40	8	3	-	1	1	69	68	98.55%
		III	21	10	22	13	-	-	1	2	69	67	97.10%
		IV	36	3	8	4	2	1	5	10	69	59	85.50%
MAFY	II	V	-	3	19	14	9	3	11	10	69	59	82.50%
		VI	-	12	26	15	6	1	3	6	69	63	91.30%
		VII	-	3	11	18	17	1	10	9	69	60	86.95%
		VIII	-	7	20	23	12	2	2	3	69	66	95.65%

M.A 2nd Year

CLASS	SEM.	PAPER NO.	Grade							TOTAL STUDENT	Total Pass	% OF PASSING	
			O	A+	A	B+	B	C	P				F
MASY	III	IX	20	7	3	-	2	-	-	1	33	32	96.97%
		X	8	13	10	1	-	-	-	1	33	32	96.97%
		XI	4	8	13	5	-	-	2	-	33	33	100.00%
		XII	19	9	3	-	-	-	1	1	33	32	96.97%
MASY	IV	XIII	3	8	9	8	3	-	1	1	33	32	96.97%
		XIV	-	3	13	11	-	2	3	1	33	32	96.97%
		XV	-	3	15	8	-	-	5	2	33	31	93.94%
		XVI	-	4	17	8	3	-	-	1	33	32	96.97%
		XVII(PR)	-	13	16	4	-	-	-	-	33	33	100.00%


HOD

POLITICAL SCIENCE

I/C PRINCIPAL

ADARSH EDUCATION SOCIETY'S
Art's Commerce & Science College
HINGOLI Dist. Hingoli


PRINCIPAL

I/C PRINCIPAL

ADARSH EDUCATION SOCIETY'S
Art's Commerce & Science College
HINGOLI Dist. Hingoli


Adarsh Education Society's
Arts, Commerce & Science College, Hingoli-431513

Result Summer-2022

Sr No	Faculty	Class	No of Student	Pass	Percentage	Remarks
01	Humanities	B.A..F.Y.	197	149	75.19	
		B.A.S.Y.	187	116	61.68	
		B.A.T.Y.	171	140	79.54	
		M.A.F.Y-Marathi	10	09	90.00	
		M.A.S.Y- Marathi	03	03	100.00	
		M.A.F.Y-Hindi	03	02	66.66	
		M.A.S.Y-Hindi	03	02	66.66	
		M.A.F.Y-Pol-Sci	69	64	91.83	
		M.A.S.Y-Pol-Sci	33	32	97.30	
		MAFY-Sociology	06	04	66.66	
		MASY-Sociology	08	07	87.50	
		02	Commerce&Management	B.Com FY	144	124
BComSY	133			118	90.53	
BComTY	131			127	96.72	
M Com FY	77			68	88.63	
M Com SY	55			55	100.00	
03	Sciences & Technology	B.Sc.FY	100	85	84.60	
		B.Sc.SY	86	74	85.16	
		B.ScTY	139	76	54.67	
		M ScFY Zoology	38	36	96.99	
		M ScSY Zoology	34	33	97.05	
		MScFY-Comp-Sci	22	21	93.80	
		MScSY-Comp-Sci	05	05	100.00	
04	BCA	F Y	38	36	94.20	
		S Y	11	07	64.04	
		T Y	09	08	96.80	
05	BCS	F Y	29	29	100.00	
		S Y	13	12	96.90	
		T Y	11	10	94.40	

- अध्यापक (1) असेष 2022. चा वारे

(2) - विभागा वारे विषयानुसार दिलेले मिळाले वारे













Dr R.R Pimpalkar

NAAC
Bommo
23.5.23

आदर्श महाविद्यालय हिंगोली.

पदवी व पदव्युतर परिक्षा

उन्हाळी 2022 निकाल

अ. क्र.	विषय	जमा करणाऱ्यांचे नाव	दिनांक	स्वाक्षरी
1	राज्यशास्त्र	डॉ. विलास आघाव	20.12.2022	
2	अणुविद्युतशास्त्र	डॉ. पी. डी. अचोले	20.12.2022	
3	पदार्थविज्ञान	डॉ. आर. एम. धर्मकरे		
4	हिंदी	डॉ. एस. व्ही. नरवाडे	 20.12.22	✓
5	दुग्धशास्त्र	डॉ. पी. टी. गंगासागरे	12.12.2022	
6	मराठी	डॉ. एस. जी. जाधव	20.12.2022	
7	समाजशास्त्र	डॉ. व्ही. एन. खंडारे	20.12.2022 2423756350 2425115749	
8	प्राणीशास्त्र	डॉ. बी. एस. साळवे	20.12.2022	
9	गणित	डॉ. एस. पी. हाटकर	9.12.2022	
10	इतिहास	डॉ. आर. आर. पिंगळपल्ले	19.12.2022	
11	रसायनशास्त्र	डॉ. एस. एस. वाघ	20/12/2022	
12	अर्थशास्त्र	डॉ. ए. डी. मडावी	21.12.2022	
13	इंग्रजी	डॉ. एस. एल. पत्की	20/12/2022	
14	वनस्पतीशास्त्र	डॉ. एस. एस. नगरकर	20.12.2022	
15	वाणिज्य	डॉ. ए. बी. गट्टाणी	20.12.2022	
16	लोकप्रशासन	डॉ. डी. डी. मस्के	20/12/2022	
17	संगणकशास्त्र	प्रा. आर. डी. केने	20.12.2022	

Adarsh Education Society's
ARTS, COMMERCE & SCIENCE COLLEGE, HINGOLI.
DEPARTMENT OF MARATHI
RESULT SUMMER : 2021-2022

CLASS	SEM.	PAPER NO.	Grade									TOTAL STUDENT	Total Pass	% OF PASSING	NAME OF LECTURER
			O	A+	A	B+	B	C	P	F	A				
B.A. I	I	SL I	25	41	43	11	03	04	01	05	00	133	128	96.24%	Dr.L.M.Solanke
		Opt. I	01	07	03	03	00	00	01	07	00	20	15	75.00%	Dr.M.M.Mangnale
		Opt. II	08	04	01	00	00	00	00	07	00	20	13	65.00%	Prof.Dr.S.G.Jadhav
	II	SL II	00	08	20	23	26	12	06	38	00	133	95	71.42%	Dr.L.M.Solanke
		Opt. III	00	00	05	02	06	01	02	04	00	20	16	80.00%	Dr.M.M.Mangnale
		Opt. IV	00	00	04	09	01	00	03	03	00	20	17	85.00%	Prof.Dr.S.G.Jadhav
B.A. II	III	SL. III	08	09	24	31	29	01	04	08	00	114	106	92.98%	Dr.L.M.Solanke
		Opt. V	11	13	05	09	14	00	00	03	00	55	52	94.54%	Dr.M.R.Kolhe
		Opt. VI	14	06	10	09	08	01	02	05	00	55	50	90.90%	Prof.S.B.Lekule
		SEC. I	27	01								28	28	100.00%	Prof.Dr.S.G.Jadhav
	IV	SL. IV	02	06	08	24	11	17	14	32	00	114	82	71.92%	Dr.L.M.Solanke
		Opt. VII	00	02	10	10	00	05	13	15	00	55	40	72.72%	Dr.M.R.Kolhe
		Opt. VIII	00	07	16	11	06	06	04	05	00	55	50	90.90%	Prof.S.B.Lekule
		SEC. II	27	01								28	28	100.00%	Prof.Dr.S.G.Jadhav
B.A. III	V	IX	00	09	17	10	02	00	02	00	00	40	40	100.00%	Prof.Dr.S.G.Jadhav
		X	01	07	29	03	00	00	00	00	00	40	40	100.00%	Prof.S.B.Lekule
		SEC-III	24									24	24	100.00%	Prof.Dr.S.G.Jadhav
	VI	XI	00	03	14	09	02	06	02	04	00	40	36	90.00%	Prof.Dr.S.G.Jadhav
		XII	00	04	08	03	03	06	11	05	00	40	35	87.05%	Prof.S.B.Lekule
		SEC-IV	20	04								24	24	100.00%	Prof.Dr.S.G.Jadhav

Summary	B.A. I Year (SL)	83.83%
	B.A. I Year Opt.	76.25%
	B.A. II Year (SL)	82.45%
	B.A. II Year Opt.	87.26%
	B.A. II Year SEC.	100.00%
	B.A. III Year	94.26%
	B.A. III Year SEC.	100.00%


Head

Principal

Adarsh Education Society's
ARTS, COMMERCE & SCIENCE COLLEGE, HINGOLI.
DEPARTMENT OF MARATHI
RESULT SUMMER : 2021-2022

CLASS	SEM.	PAPER NO.	Grade									TOTAL STUDENT	Total Pass	% OF PASSING	NAME OF LECTURER	
			O	A+	A	B+	B	C	P	F	A					
B.Sc. I	I	SL I	38	10	11	02	00	00	00	00	01	00	62	61	98.38%	Prof.Dr.Jadhav S.G.
	II	SL II	00	06	20	15	01	04	08	08	08	00	62	54	87.09%	Prof.Dr.Jadhav S.G.
B.Sc. II	III	S.L. III	18	06	09	04	00	00	00	00	01	00	38	37	97.36%	Dr.Mangnale M.M.
	IV	S.L. IV	01	06	15	03	01	05	02	05	05	00	38	33	86.84%	Dr.Mangnale M.M.

Summary B.Sc. I Year (SL) 92.73%
 B.Sc. II Year (SL) 92.10%


 Head

Principal

Adarsh Education Society's
ARTS, COMMERCE & SCIENCE COLLEGE, HINGOLI.
DEPARTMENT OF MARATHI
RESULT SUMMER : 2021-2022

CLASS	SEM.	PAPER NO.	Grade									TOTAL STUDENT	Total Pass	% OF PASSING	NAME OF LECTURER
			O	A+	A	B+	B	C	P	F	A				
B.Com I	I	SL I	39	14	10	04	03	01	00	00	00	71	71	100.00%	Dr.Kolhe M.R.
	II	SL II	02	18	25	07	04	08	02	05	00	71	66	92.95%	Dr.Kolhe M.R.
B.Com II	III	S.L. III	27	05	16	08	00	00	00	04	00	60	56	93.33%	Dr.Mangnale M.M.
	IV	S.L. IV	01	04	27	10	03	06	04	05	00	60	55	91.66%	Dr.Mangnale M.M.

Summary B.Com I Year (SL) 96.47%
B.Com II Year (SL) 92.49%


Head

Principal

Adarsh Education Society's
ARTS, COMMERCE & SCIENCE COLLEGE, HINGOLI.
DEPARTMENT OF MARATHI
RESULT SUMMER : 2021-22

CLASS	SEM.	PAPER NO.	Grade									TOTAL STUDENT	Total Pass	% OF PASSING	NAME OF LECTURER
			O	A+	A	B+	B	C	P	F	A				
MA I	I	I	6	1	1	2	0	0	0	0	0	10	10	100.00%	Dr. L.M.Solanke
		II	6	3	0	0	0	0	0	1	0	10	9	90.00%	Dr. M.R.Kolhe
		III	3	3	3	0	1	0	0	0	0	10	10	100.00%	Dr. M.M.Mangnale
		IV	8	2	0	0	0	0	0	0	0	10	10	100.00%	Dr. S.G.Jadhav
MA I	II	V	0	0	0	0	1	2	4	3	0	10	7	70.00%	Dr. L.M.Solanke
		VI	0	0	3	1	3	0	2	1	0	10	9	90.00%	Dr. M.R.Kolhe
		VII	1	0	1	4	0	0	1	3	0	10	7	70.00%	Dr. M.M.Mangnale
		VIII	1	0	1	2	4	2	0	0	0	10	10	100.00%	Dr. S.G.Jadhav
MA II	III	IX	0	0	2	1	0	0	0	0	0	3	3	100.00%	Dr. S.G.Jadhav
		X	0	0	2	1	0	0	0	0	0	3	3	100.00%	Dr.M.R.Kolhe
		XI	0	0	3	0	0	0	0	0	0	3	3	100.00%	Dr.L.M.Solanke
		XII	2	1	0	0	0	0	0	0	0	3	3	100.00%	Dr.M.M.Mangnale
MA II	IV	XIII	0	0	1	0	1	0	1	0	0	3	3	100.00%	Dr.S.G.Jadhav
		XIV	0	0	0	1	1	1	0	0	0	3	3	100.00%	Dr.M.R.Kolhe
		XV	0	0	3	0	0	0	0	0	0	3	3	100.00%	Dr.L.M.Solanke
		XVI	0	0	0	0	0	0	3	0	0	3	3	100.00%	Dr.M.M.Mangnale
		XVII	0	3	0	0	0	0	0	0	0	3	3	100.00%	Dr.S.G.Jadhav

Summary MA I year 90%
MA II year 100%


HOD
Dr.S.G.Jadhav

Principal

Adarsh Education Society's
ARTS, COMMERCE & SCIENCE COLLEGE, HINGOLI.

DEPARTMENT OF MARATHI

RESULT SUMMER : 2020-21

CLASS	SEM.	PAPER NO.	Grade									TOTAL STUDENT	Total Pass	% OF PASSING	NAME OF LECTURER
			O	A+	A	B+	B	C	P	F	A				
MA I	I	I	2	0	0	0	0	0	0	0	0	2	2	100.00%	Mr.S.B.Lekule
		II	0	1	1	0	0	0	0	0	0	2	2	100.00%	Dr. S.G.Jadhav
		III	0	1	1	0	0	0	0	0	0	2	2	100.00%	Dr.M.M.Mangnale
		IV	0	2	0	0	0	0	0	0	0	2	2	100.00%	Dr. S.G.Jadhav
MA I	II	V	2	0	0	0	0	0	0	0	0	2	2	100.00%	Mr.S.B.Lekule
		VI	1	1	0	0	0	0	0	0	0	2	2	100.00%	Dr. S.G.Jadhav
		VII	2	0	0	0	0	0	0	0	0	2	2	100.00%	Dr.M.M.Mangnale
		VIII	2	0	0	0	0	0	0	0	0	2	2	100.00%	Dr. S.G.Jadhav
MA II	III	IX	0	1	2	2	1	0	0	1	0	7	6	85.71%	Dr. S.G.Jadhav
		X	2	1	4	0	0	0	0	0	0	7	7	100.00%	Dr. S.G.Jadhav
		XI	0	1	4	2	0	0	0	0	0	7	7	100.00%	Mr. S.B.Lekule
		XII	3	4	0	0	0	0	0	0	0	7	7	100.00%	Dr. M.M.Mangnale
MA II	IV	XIII	1	2	4	0	0	0	0	0	0	7	7	100.00%	Dr. S.G.Jadhav
		XIV	4	2	1	0	0	0	0	0	0	7	7	100.00%	Dr. S.G.Jadhav
		XV	4	1	1	0	1	0	0	0	0	7	7	100.00%	Mr. S.B.Lekule
		XVI	0	1	3	2	0	0	0	0	0	7	7	100.00%	Dr.M.M.Mangnale
		XVII	7	0	0	0	0	0	0	0	0	7	7	100.00%	DR. S.G.Jadhav

Summary MA First Year 100%
Ma Second Year 98.41%


HOD
Dr. S.G. Jadhav

Principal

Adarsh Education Society's
ARTS, COMMERCE & SCIENCE COLLEGE, HINGOLI.

DEPARTMENT OF HINDI

RESULT ACADEMIC YEAR : 2021-22

SUMMER-2022

Class : B.A FY, B.A SY

SUBJECT -SL HINDI

CLASS	SEM.	PAPER NO.	Grade									TOTAL STUDENT	Total Pass	% OF PASSING	NAME OF LECTURER
			O	A+	A	B+	B	C	P	F	A				
B.A. I	I	I	29	14	26	14	05	00	00	03	-	91	88	88 96.70	T.V. Aade
		II	02	08	24	20	07	09	07	14	-	91	77	84.61	Dr. S.V. Narwade
B.A. II	II	III	45	25	15	05	00	01	02	06	-	99	93	93.93	Dr. S.V. Narwade
		IV	01	06	17	15	03	10	19	27	-	99	72	72.72	Dr. D.L. Girhe

Summary

B. A. I Year 90.65 %

B. A. II Year 83.33 %

Head



Adarsh Education Society's
ARTS, COMMERCE & SCIENCE COLLEGE, HINGOLI.

DEPARTMENT OF HINDI
RESULT ACADEMIC YEAR : 2021-22
SUMMER-2022
Class : B.A FY, B.A SY, B.A TY
SUBJECT - HINDI OPT., HINDI SEC

CLASS	SEM.	PAPER NO.	Grade									TOTAL STUDENT	Total Pass	% OF PASSING	NAME OF LECTURER
			O	A+	A	B+	B	C	P	F	A				
B.A. I	I	I	01	10	16	02	00	00	00	02	-	31	29	93.54	Dr. S.V. Narwade
		II	12	09	05	02	00	00	00	03	-	31	28	90.32	T.V. Aade
	II	III	02	03	08	09	00	00	02	07	-	31	24	77.41	Dr. S.V. Narwade
		IV	01	02	06	01	00	00	02	19	-	31	12	38.70	T.V. Aade
B.A. II	III	V	02	06	02	01	00	00	00	02	-	13	11	84.61	T.V. Aade
		VI	03	05	04	00	00	00	00	01	-	13	12	92.30	S.V. Narwade
		SEC-I	13	00	00	00	00	00	00	00	-	13	13	100	S.V. Narwade
	IV	VII	00	03	06	00	02	02	00	00	-	13	13	100	T.V. Aade
		VIII	01	02	07	02	01	00	00	00	-	13	13	100	S.V. Narwade
		SEC-II	13	00	00	00	00	00	00	00	-	13	13	100	S.V. Narwade
B.A. III	V	IX	08	05	03	01	00	00	01	00	-	16	16	100	S.V. Narwade
		X	01	01	03	00	00	01	00	00	-	16	16	100	P.B. Sharma
		SEC-III	16	00	00	00	00	00	00	00	-	16	16	100	S.V. Narwade
	VI	XI	00	01	01	02	01	00	00	03	-	16	13	81.25	S.V. Narwade
		XII	00	01	08	04	01	01	00	01	-	16	12	75.00	P.B. Sharma
		SEC-IV	16	00	00	00	00	00	00	00	-	16	16	100	S.V. Narwade

Summary

B. A. I Year → ~~95.34~~ / 75.00%
B. A. II Year → 84.61%
B. A. III Year → 92.70%

Head



Adarsh Education Society's
ARTS, COMMERCE & SCIENCE COLLEGE, HINGOLI.

DEPARTMENT OF HINDI
RESULT ACADEMIC YEAR : 2021-22
SUMMER-2022
Class : B.Com FY, B.Com SY
SUBJECT -SL HINDI

CLASS	SEM.	PAPER NO.	Grade									TOTAL STUDENT	Total Pass	% OF PASSING	NAME OF LECTURER
			O	A+	A	B+	B	C	P	F	A				
B.Com I	I	I	44	17	12	03	00	00	01	01	-	78	77	98.71	P.B.Sharma
		II	01	17	24	14	08	04	04	00	-	78	72	92.31	T.V Aade
B.Com II	II	III	59	06	09	01	00	01	00	00	-	76	76	100	P.B.Sharma
		IV	02	03	40	13	04	07	04	03	-	76	73	96.5	D.L.Gishe

Summary
B. Com I Year 95.05%
B. Com II Year 98.02%

Head



Adarsh Education Society's
ARTS, COMMERCE & SCIENCE COLLEGE, HINGOLI.

DEPARTMENT OF HINDI
RESULT ACADEMIC YEAR : 2021-22
SUMMER-2022
Class : B.Sc FY, B.Sc SY
SUBJECT -SL HINDI

CLASS	SEM.	PAPER NO.	Grade									TOTAL STUDENT	Total Pass	% OF PASSING	NAME OF LECTURER
			O	A+	A	B+	B	C	P	F	A				
B.SC I	I	I	05	14	09	04	00	01	00	00	-	43	43	100	P.B.Sharma
		II	02	08	20	06	00	01	02	04	-	43	39	90.69	T.V. Aade
B.SC II	II	III	34	13	02	00	00	00	01	02	-	52	50	96.15	P. B. Sharma
		IV	00	09	23	08	04	01	03	04	-	52	48	92.30	D.L. Gidhe

Summary

B. Sc I Year 95.34%

B. Sc II Year 94.23%

Head



Adarsh Education Society's
ARTS, COMMERCE & SCIENCE COLLEGE, HINGOLI.
DEPARTMENT OF COMMERCE

Result - Summer 2022 (Academic year 2021-2022)


CLASS	SEM.	Subjects	Grade								TOTAL STUDEN	TOTAL APPEARE	TOTAL PASS	% OF PASSING	NAME OF LECTURER	
			O	A+	A	B+	B	C	P	F						AA
B.Com I	I	Fundamentals of Financial Account	67	45	22	2	3	0	0	4	1	144	143	139	97.20%	Dr.A.B Gattani
		Business Economics I	8	30	51	25	16	3	0	7	4	144	140	133	95.00%	Dr.A.B Gattani
		Business Statistics	36	29	50	11	5	0	1	6	6	144	138	132	95.65%	Dr.B.B.Lakshete
		F.B.Communication	25	61	46	4	3	0	0	1	4	144	140	139	99.28%	S.B.Dad
	II	Computer for Business	48	60	21	4	2	2	0	2	5	144	139	137	98.56%	M.P.Jadhav
		Financial Accounting	29	23	22	20	0	0	12	31	7	144	137	106	77.37%	Dr.A.B Gattani
		Business Economics II	1	10	37	26	28	6	6	23	7	144	137	114	83.21%	Dr.A.B Gattani
		Business Statistics and Math.	37	26	18	7	7	5	9	28	8	144	136	109	80.14%	Dr.B.B.Lakshete
		Modern Business Commu.	6	21	51	18	11	8	9	12	8	144	136	124	91.17%	S.B.Dad
		Tally ERP 9.0	5	28	28	12	9	7	14	31	10	144	134	103	76.86%	M.P.Jadhav
COM II	III	Corporate Accounting	7	31	49	26	11	1	0	8	0	133	133	125	93.98%	Dr.A.B Gattani
		Fundamental of Income tax	36	52	34	4	2	2	2	1	0	133	133	132	99.24%	Dr.A.B Gattani
		Mercantile Law	62	54	10	7	0	0	0	0	0	133	133	133	100.00%	Dr.A.B Gattani
		Cost Accounting	11	38	56	25	2	0	1	0	1	133	132	132	100.00%	Dr.B.B.Lakshete
		Principle of Buss. Mang.	40	59	27	4	1	1	0	0	2	133	131	132	99.24%	Dr.B.B.Lakshete
	IV	Banking Service Skill (SEC)	127	0	0	0	0	0	0	0	6	133	127	127	100.00%	S.B.Dad
		Advance Corporate Account	12	15	17	18	4	8	12	41	6	133	127	86	67.71%	Dr.A.B Gattani
		Income tax Law & Practices	8	30	39	22	8	0	3	19	4	133	129	110	85.27%	Dr.A.B Gattani
		Corporate Law	4	17	27	16	16	3	18	28	4	133	129	101	78.29%	Dr.A.B Gattani
		Advance Cost Accounting	5	17	20	24	6	3	14	38	7	133	126	89	70.63%	Dr.B.B.Lakshete
		Business Mangement	6	21	37	21	14	8	8	14	5	133	128	115	92.00%	Dr.B.B.Lakshete
		Financial Marketing	127	0	0	0	0	0	0	0	6	133	127	127	100.00%	Dr.B.B.Lakshete
COMB I	V	Management Accounting -I	47	45	30	2	1	0	3	3	0	131	131	128	97.70%	Dr.A.B Gattani
		Adavance Accounting - I	4	49	42	28	1	1	1	4	1	131	130	126	96.92%	Dr.B.B.Lakshete
		Auditing - I	16	52	45	15	3	0	0	0	0	131	131	131	100.00%	S.B.Dad
		Human Resource Mang.	67	43	20	1	0	0	0	0	0	131	131	131	100.00%	G.J.Joshi
		Indian Economy - I	42	65	18	3	2	1	0	0	0	131	131	131	100.00%	G.J.Joshi
		Traning & Field work	131	0	0	0	0	0	0	0	0	131	131	131	100.00%	Dr.A.B Gattani
	VI	SEC-	131	0	0	0	0	0	0	0	0	131	131	131	100.00%	Dr.A.B Gattani
		Management Accounting -II	64	11	29	10	2	2	7	5	1	131	130	125	96.15%	Dr.A.B Gattani
		Adavance Accounting - II	6	11	33	29	9	4	20	19	0	131	131	112	85.49%	Dr.B.B.Lakshete
		Marketing Mangement	8	18	44	26	16	4	7	8	0	131	131	123	93.89%	G.J.Joshi
		Indian Economy - II	2	6	32	30	24	13	18	6	0	131	131	125	95.41%	G.J.Joshi
		Auditing - II	5	15	27	26	34	1	8	15	0	131	131	116	88.54%	S.B.Dad
		Project Work	131	0	0	0	0	0	0	0	131	131	131	100.00%	Dr.A.B Gattani	
		SEC-	131	0	0	0	0	0	0	0	131	131	131	100.00%	Dr.A.B Gattani	

NOTE- Result Passing Percentage Exclude Absent Students


Dr. A.B Gattani


Arts, Commerce College Hingoli
M.Com I Year Summer 2022

SEM	Paper	Grade									Total Student	Total Pass	% of Passing	Name of Lecturer
		O	A+	A	B+	B	C	P	F	A				
I	No													
	ME	21	21	21	9	2	0	0	2	1	77	74	96.1	Mr. A. A. Khedkar
	Stat	29	23	22	0	1	2	1	3	1	77	73	94.81	Dr. B. B. Lakshete
	BMOS	65	7	2	0	2	0	1	0	0	77	77	100	Mr. A. A. Khedkar
	IBE	37	27	9	2	1	0	0	0	1	77	76	98.7	Mr. A. A. Khedkar
II	AMD	2	1	3	7	2	11	21	27	3	77	47	61.04	Mr. A. A. Khedkar
	OR	10	7	18	14	2	6	8	10	2	77	65	84.42	Mr. A. A. Khedkar
	LAB	0	7	20	15	10	13	3	6	3	77	68	88.31	Dr. B. B. Lakshete
	CTPM	0	1	9	25	15	3	13	7	4	77	66	85.71	Mr. A. A. Khedkar


 19-12-2022
 Dr. B. B. Lakshete

Arts, Commerce College Hingoli
M.Com II Year Summer 2022

SEM	Paper	Grade									Total Student	Total Pass	% of Passing	Name of Lecturer
		O	A+	A	B+	B	C	P	F	A				
III	No													
	FM	41	8	4	2	0	0	0	0	0	55	55	100	Mr. A. A. Khedkar
	AFM	22	20	8	1	0	0	4	0	0	55	55	100	Mr. A. A. Khedkar
	RM	1	16	29	8	0	0	0	0	1	55	54	98.18	Mr. A. A. Khedkar
	MM I	41	4	8	1	1	0	0	0	0	55	55	100	Mr. A. A. Khedkar
	SEC	55	0	0	0	0	0	0	0	0	55	55	100	Mr. A. A. Khedkar
IV	AFM	4	21	25	3	1	0	1	0	0	55	55	100	Mr. A. A. Khedkar
	A&F	3	15	30	5	2	0	0	0	0	55	55	100	Mr. A. A. Khedkar
	RPW	55	0	0	0	0	0	0	0	0	55	55	100	Dr. B. B. Lakshete
	MM II	0	18	20	13	4	0	0	0	0	55	55	100	Mr. A. A. Khedkar
	SEC	55	0	0	0	0	0	0	0	0	55	55	100	Mr. A. A. Khedkar


 19-12-2022
 Dr. B. B. Lakshete

Adarsh Education Society's

ARTS, COMMERCE & SCIENCE COLLEGE, HINGOLI.

DEPARTMENT OF HISTORY

RESULT SUMMER : 2021-22

CLASS	SEM.	PAPER NO.	Grade									TOTAL L	Total Pass	% OF PASSIN	NAME OF LECTURER	
			O	A+	A	B+	B	C	PASS	FALL	AA					
B.A.	I	I	44	38	30	16	0	0	0	0	1	4	133	128	96.24	DR R R PIMPALPALLE
		II	32	15	41	40	0	0	0	0	3	2	133	128		MR R M VADGIR
	II	III	73	26	24	3	0	0	0	0	4	3	133	126	94.74	DR R R PIMPALPALLE
		IV	91	20	13	5	0	0	0	0	1	3	133	129	96.99	MR R M VADGIR
B.A.	III	V	21	15	20	18	5	0	0	0	0	0	79	79	100.00	MR R M VADGIR
		VI	32	14	17	13	3	0	0	0	0	0	79	79	100.00	DR R R PIMPALPALLE
		SEC-I	25	0	0	0	0	0	0	0	0	0	25	25	100.00	DR R R PIMPALPALLE
	IV	VII	71	6	2	0	0	0	0	0	0	0	79	79	100.00	MR R M VADGIR
		VIII	64	8	7	0	0	0	0	0	0	0	79	79	100.00	DR R R PIMPALPALLE
		SEC-II	25	0	0	0	0	0	0	0	0	0	25	25	100.00	DR R R PIMPALPALLE
B.A.	IV	IX	22	14	21	1	0	0	0	0	1	59	58	98.31	DR R R PIMPALPALLE	
		X	33	17	6	1	0	0	0	0	1	1	59	57	96.61	MR R M VADGIR
		SEC-III	15	0	0	0	0	0	0	0	0	0	15	15	100.00	DR R R PIMPALPALLE
	VI	XI	20	25	9	0	2	0	0	0	0	3	59	56	94.92	DR R R PIMPALPALLE
		XII	40	12	4	0	0	0	0	0	0	3	59	56	94.92	MR R M VADGIR
		SEC-IV	15	0	0	0	0	0	0	0	0	0	15	15	100.00	DR R R PIMPALPALLE

Summary B. A. I Year 96.05%

B. A. II Year 100.00% SEC- 100.00%

B. A. III Yea 96.18% SEC- 100.00%

Result file

19/12/22

[Signature]

Dr R. R PimpalPalle

*P
Date
19/12/2022*

Department of Sociology

Class:- B.A. F.Y. S.Y. & T.Y.- SUMMER-2022

RESULT Sheet from :2021-22

CLASS	SEM.	PAPER	Grade									TOTAL STUDENT	Total Pass	% OF PASSING	NAME OF LECTURER
			NO.	O	A+	A	B+	B	C	P	F				
B.A. I	I	I	10	14	54	15	00	03	02	02	02	102	98	96.07 %	Dr.V.N.Khandare
		II	12	32	47	03	00	02	03	01	02	102	99	97.05%	Dr.V.S.Pawar
	II	III	00	03	12	12	15	09	24	21	06	102	75	73.52%	Dr.V.N.Khandare
		IV	00	02	08	16	26	02	20	23	05	102	74	72.54%	Dr.V.S.Pawar
B.A. II	III	V	11	39	34	08	01	01	00	02	00	96	94	97.91%	Dr.V.S.Pawar
		VI	48	23	13	10	00	01	00	01	00	96	95	98.95%	Dr.V.N.Khandare
		SEC-I	34	-	-	-	-	-	-	-	-	-	34	34	100%
	IV	VII	02	16	32	29	02	06	02	07	00	96	89	92.70%	Dr.V.N.Khandare
		VIII	01	16	32	29	02	06	02	07	00	96	89	92.70%	Dr.V.S.Pawar
		SEC-II	28	06	-	-	-	-	-	-	-	-	34	34	100%
B.A. III	V	IX	07	32	45	10	00	01	02	00	02	99	97	97.97%	Dr.V.S.Pawar
		X	08	34	39	13	01	00	00	04	00	99	96	96.96%	Dr.V.N.Khandare
		SEC-III	19	--	--	--	--	--	--	--	--	--	19	19	100.00%
	VI	XI	06	16	50	14	05	00	01	06	00	99	93	93.93	Dr.V.S.Pawar
		XII	06	07	25	14	28	02	12	07	00	99	94	94.94%	Dr.V.N.Khandare
		SEC-IV	19	--	--	--	--	--	--	--	--	--	19	19	100.00%

H.O.D

 SOCIOLOGY

Adarsh Education Society's
ARTS, COMMERCE & SCIENCE COLLEGE, HINGOLI.

DEPARTMENT OF ECONOMICS

RESULT

Academic Year : 2021-22

CLASS	SEM.	PAPER NO.	Grade									TOTAL STUDENT	Total Pass	% OF PASSING	NAME OF LECTURER
			O	A+	A	B+	B	C	P	F	A				
B.A. I Year	I	I	6	18	43	16	5	3	3	6	0	100	94	94.00%	Dr. A. D. MADAVI
		II	21	33	35	8	1	0	0	2	0	100	98	98.00%	Mr. P. L. LODE
	II	III	0	2	26	18	1	13	11	29	0	100	71	71.00%	Dr. A. D. MADAVI
		IV	0	4	14	27	4	10	10	31	0	100	69	69.00%	Mr. P. L. LODE
B.A. II Year	III	V	0	20	31	16	6	7	5	19	0	104	85	81.73%	Dr. A. D. MADAVI
		VI	4	25	33	24	12	0	1	5	0	104	99	95.19%	Dr. A. D. MADAVI
		SEC-I	21	0	0	0	0	0	0	9	0	30	21	70.00%	Dr. A. D. MADAVI
	IV	VII	2	10	17	12	4	5	11	43	0	104	61	58.65%	Dr. A. D. MADAVI
		VIII	1	16	27	12	13	5	10	20	0	104	84	80.77%	Dr. A. D. MADAVI
		SEC-II	21	0	0	0	0	0	0	9	0	30	21	70.00%	Dr. A. D. MADAVI
B.A. III Year	V	IX	9	27	49	9	0	0	0	0	0	94	94	100.00%	Mr. P. L. LODE
		X	59	19	12	3	1	0	0	0	0	94	94	100.00%	Dr. A. D. MADAVI
		SEC- III	24	2	0	0	0	0	0	0	0	26	26	100.00%	Dr. A. D. MADAVI
	VI	XI	2	16	43	19	3	4	1	6	0	94	88	93.62%	Mr. P. L. LODE
		XII	2	22	45	16	0	1	2	6	0	94	88	93.62%	Dr. A. D. MADAVI
		SEC- IV	24	2	0	0	0	0	0	0	0	26	26	100.00%	Dr. A. D. MADAVI

Summary of result B. A. I Year 83.00%
 B. A. II Year 76.06%
 B. A. III Year 97.87%


H.O.D. 21/12/22

Adarsh Education Society's
Arts, Commerce and Science College, Hingoli
Department of Public Administration
Academic Year 2021-22

In short summary

Sr. No.	Class	Result in percentage
1	BAFY	85.45%
2	BASY	95.62
3	BATY	96.51
4	Department	92.52

Award winner Topper in the Class

Sr. No.	Name of the Student	Exam Seat No.	Class	Paper No. & Marks	Obtain grade	Paper No. & Marks	Obtain grade	Paper No. & Marks	Obtain grade	Paper No. & Marks	Obtain grade
				P-I	P-I	P-II	P-II	P-III	P-III	P-IV	P-IV
1	RAUT GANGADHAR BALAJI	AA390908	BAFY	59	A+	62	O	60	O	61	O
2	NAIK RAJESHWARI ASHOKRAO	AN235946	BASY	P- V	P- V	P- VI	P-VI	P-VII	P-VII	P-VIII	P-VIII
				65	O	68	O	63	O	67	O
3	ZALAKE RANI KASHINATH	AR155743	BATY	P-IX	P-IX	P-X	P-X	P-XI	P-XI	P-XII	P-XII
				70	O	68	O	69	O	67	O


Dr. Dayaram Maske

Head of the department



Adarsh Education Society's

ARTS, COMMERCE & SCIENCE COLLEGE, HINGOLI.

DEPARTMENT OF PHYSICS

RESULT SUMMER : 2022

CLASS	SEM.	PAPER NO.	Grade									TOTAL STUDENT	Total Pass	% OF PASSING	NAME OF LECTURER
			O	A+	A	B+	B	C	P	F	AA				
B.SC. I	I	I	9	11	4	1	0	0	0	0	0	25	25	100.00%	Dr. S. D. Chavan
		II	1	5	8	5	4	0	0	2	0	25	23	92.00%	Dr. R. M. Dharmkare
	II	III	0	1	4	3	3	1	0	13	0	25	12	48.00%	Dr. S. D. Chavan
		IV	1	1	8	3	8	2	0	2	0	25	23	92.00%	Dr. R. M. Dharmkare
		V (PR)	21	1	1	1	0	0	0	1	0	25	24	96.00%	Dr. S. D. Chavan
B.SC. II	III	VI	6	7	7	1	2	4	1	2	0	30	28	93.33%	Dr. S. D. Chavan
		VII	10	8	6	1	5	0	0	0	0	30	30	100.00%	Dr. R. M. Dharmkare
	IV	VIII	2	5	8	1	3	1	2	8	0	30	22	73.33%	Dr. S. D. Chavan
		IX	1	5	8	1	9	0	0	6	0	30	24	80.00%	Dr. R. M. Dharmkare
		X (PR)	16	3	4	2	2	0	1	2	0	30	28	93.33%	Dr. S. D. Chavan
		XI (PR)	16	3	3	2	3	0	1	2	0	30	28	93.33%	Dr. S. D. Chavan
B.SC. III	V	XII	0	2	23	8	8	0	1	1	0	43	42	97.67%	Dr. R. M. Dharmkare
		XIII	9	18	14	1	0	0	0	1	0	43	42	97.67%	Dr. S. D. Chavan
	VI	XIV	1	14	2	1	9	0	4	12	0	43	31	72.09%	Dr. R. M. Dharmkare
		XV	9	13	9	3	2	0	1	6	0	43	37	86.05%	Dr. S. D. Chavan
		XVI (PR)	22	4	13	0	1	0	0	3	0	43	40	93.02%	Dr. R. M. Dharmkare
		XVII (PR)	24	2	9	3	2	0	0	3	0	43	40	93.02%	Dr. S. D. Chavan

Summary	B.SC. I Year	85.60%
	B.SC. II Year	88.89%
	B.SC. III Year	89.92%

[Handwritten Signature]

Head of Dept.

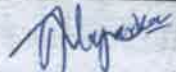
Adarsh Education Society's
ARTS, COMMERCE & SCIENCE COLLEGE, HINGOLI
DEPARTMENT OF CHEMISTRY
RESULT 2021-22

Class	SEM	Paper No.	Grade									Total Students	Total Pass	% of Passing	Name of Lecturer	
			O	A+	A	B+	B	C	P	F	A					
B.Sc. I	I	I	23	18	6	1	0	0	0	2	0	50	48	96	Dr. A. V. Pawde	
		II	19	22	4	1	0	2	0	2	0					
	II	III	0	1	1	0	2	1	2	43	0	50	7	14	Dr. A. V. Pawde	
		IV	1	1	2	2	5	7	7	25	0					
B.Sc. II	III	I & II PR	V	44	1	1	0	0	0	0	0	50	25	50	Ms.S. S. Wagh	
		VI	8	11	6	10	8	1	0	4	1					
		VII	8	7	10	3	10	3	0	6	2					
		SEC I	17	0	0	0	0	0	0	0	0					
	IV	VIII	1	4	2	1	1	5	3	27	5	44	17	100	Dr. A. V. Pawde	
		IX	5	5	3	2	7	3	3	16	5					
		SEC II	10	0	2	0	0	0	0	0	0					
		SEC I PR	12	0	0	0	0	0	0	0	5					
	SEC I & II	SEC II PR	12	0	0	0	0	0	0	0	5	12	12	100	Dr. A. V. Pawde	
		X	30	2	1	5	0	0	0	0	5					
	III & IV PR	XI	31	3	3	0	1	0	0	0	11	38	38	100	Dr. A. V. Pawde	
		XII	3	10	27	8	12	5	0	2	1					
	B.Sc. III	V	XIII	4	4	26	4	11	5	9	5	0	68	63	97.0149254	Dr. A. V. Pawde
			SEC III	25	0	0	0	0	0	0	0	0				
XIV			1	2	4	2	5	2	17	32	3					
VI		XV	1	5	8	1	16	2	8	25	2	66	41	62.1212121	Mr. A. K. Pathan	
		SEC IV	25	0	0	0	0	0	0	0	0					
		SEC III PR	25	0	0	0	0	0	0	0	0					
SEC III & IV		SEC IV PR	25	0	0	0	0	0	0	0	0	25	25	100	Mr. A. K. Pathan	
		V & VI PR	54	2	8	0	0	0	0	0	0					
V & VI PR		XVI	54	2	8	0	0	0	0	0	0	25	25	100	Mr. A. K. Pathan	
		XVII	55	3	8	0	0	0	0	3	1					
											67	64	95.5223881	Dr. A. V. Pawde		
											67	66	98.5074627	Mr. A. K. Pathan		

S.S. Wagh
S. S. Wagh
Department of Chemistry,
Adarsh College, Hingoli
A.E.S. College HINGOLI

Adarsh Education Society's
ARTS, COMMERCE & SCIENCE COLLEGE, HINGOLI
DEPARTMENT OF BOTANY
RESULT 2021-22 (SUMMER 2022)

Class	SEM	Paper No.	Grade									Total Student	Total Pass	% of Passing	Name of Lecturer
			O	A+	A	B+	B	C	P	F	A				
B.Sc. I	I	I	3	17	27	8	3	0	0	3	0	61	58	95.08197	Dr.N.S.Solanke
		II	18	20	16	3	3	0	0	1	0	61	60	98.36066	Dr.S.S.Nagarkar
	II	III	2	3	2	3	13	0	9	28	1	61	32	52.45902	Dr.N.S.Solanke
		IV	3	5	14	3	10	3	2	20	1	61	40	65.57377	Dr.S.S.Nagarkar
	I & II	V	49	4	2	0	0	0	0	0	6	61	55	90.16393	Mr.S.A.Khan
B.Sc. II	III	VI	22	18	5	0	1	0	0	1	2	49	46	93.87755	Dr.N.S.Solanke
		VII	27	13	6	0	0	0	0	1	2	49	46	93.87755	Dr.S.S.Nagarkar
		SEC I	10	0	0	0	0	0	0	0	6	16	10	62.5	Dr.S.S.Nagarkar
		SEC I	10	0	0	0	0	0	0	0	6	16	10	62.5	Dr.S.S.Nagarkar
	IV	VIII	4	4	9	3	6	1	3	9	10	49	30	61.22449	Dr.N.S.Solanke
		IX	1	3	2	0	1	0	1	31	10	49	8	16.32653	Dr.S.S.Nagarkar
	SEC	SEC II	10	0	0	0	0	0	0	0	6	16	10	62.5	Dr.S.S.Nagarkar
		SEC II	10	0	0	0	0	0	0	0	6	16	10	62.5	Dr.S.S.Nagarkar
	III&IV	X	36	0	0	0	0	0	0	0	6	49	36	73.46939	Dr.S.S.Nagarkar
		XI	36	0	0	0	0	0	0	0	13	49	36	73.46939	Dr.S.S.Nagarkar
	B.Sc. III	V	XII	19	40	13	4	3	0	0	1	1	81	79	97.53086
XIII			19	44	17	0	0	0	0	0	1	81	80	98.76543	Dr.N.S.Solanke
SEC III			31	0	0	0	0	0	0	0	2	33	31	93.93939	Dr.N.S.Solanke
SEC III			31	0	0	0	0	0	0	0	2	33	31	93.93939	Dr.N.S.Solanke
VI		XIV	10	6	9	6	9	0	15	20	6	81	55	67.90123	Dr.S.S.Nagarkar
		XV	16	14	10	4	8	0	4	19	6	81	56	69.1358	Dr.N.S.Solanke
SEC		SEC IV	30	1	0	0	0	0	0	0	2	33	31	93.93939	Dr.N.S.Solanke
		SEC IV	30	1	0	0	0	0	0	0	2	33	31	93.93939	Dr.N.S.Solanke
V&VI		XVI	73	3	0	0	0	0	0	0	5	81	76	93.82716	Mr.S.A.Khan
		XVII	69	5	2	0	0	0	0	0	5	81	76	93.82716	Dr.N.S.Solanke


Dr. S. S. Nagarkar
Head


Department of Botany,
Adarsh College, Hingoli

HEAD

Department of Botany
Adarsh College, Hingoli

Adarsh Education Society's
ARTS, COMMERCE & SCIENCE COLLEGE, HINGOLI
DEPARTMENT OF BOTANY
RESULT 2021-22 (SUMMER 2022)

Class	SEM	Paper No.	Grade									Total Student	Total Pass	% of Passing	Name of Lecturer
			O	A+	A	B+	B	C	P	F	A				
B.Sc. I	I	I	3	17	27	8	3	0	0	3	0	61	58	95.08197	Dr.N.S.Solanke
		II	18	20	16	3	3	0	0	1	0	61	60	98.36066	Dr.S.S.Nagarkar
	II	III	2	3	2	3	13	0	9	28	1	61	32	52.45902	Dr.N.S.Solanke
		IV	3	5	14	3	10	3	2	20	1	61	40	65.57377	Dr.S.S.Nagarkar
	I & II	V	49	4	2	0	0	0	0	0	6	61	55	90.16393	Mr.S.A.Khan
B.Sc. II	III	VI	22	18	5	0	1	0	0	1	2	49	46	93.87755	Dr.N.S.Solanke
		VII	27	13	6	0	0	0	0	1	2	49	46	93.87755	Dr.S.S.Nagarkar
		SEC I	10	0	0	0	0	0	0	0	6	16	10	62.5	Dr.S.S.Nagarkar
		SEC I	10	0	0	0	0	0	0	0	6	16	10	62.5	Dr.S.S.Nagarkar
	IV	VIII	4	4	9	3	6	1	3	9	10	49	30	61.22449	Dr.N.S.Solanke
		IX	1	3	2	0	1	0	1	31	10	49	8	16.32653	Dr.S.S.Nagarkar
	SEC	SEC II	10	0	0	0	0	0	0	0	6	16	10	62.5	Dr.S.S.Nagarkar
		SEC II	10	0	0	0	0	0	0	0	6	16	10	62.5	Dr.S.S.Nagarkar
	III&IV	X	36	0	0	0	0	0	0	0	13	49	36	73.46939	Dr.S.S.Nagarkar
		XI	36	0	0	0	0	0	0	0	13	49	36	73.46939	Dr.S.S.Nagarkar
B.Sc. III	V	XII	19	40	13	4	3	0	0	1	1	81	79	97.53086	Dr.S.S.Nagarkar
		XIII	19	44	17	0	0	0	0	0	1	81	80	98.76543	Dr.N.S.Solanke
		SEC III	31	0	0	0	0	0	0	0	2	33	31	93.93939	Dr.N.S.Solanke
		SEC III	31	0	0	0	0	0	0	0	2	33	31	93.93939	Dr.N.S.Solanke
	VI	XIV	10	6	9	6	9	0	15	20	6	81	55	67.90123	Dr.S.S.Nagarkar
		XV	16	14	10	4	8	0	4	19	6	81	56	69.1358	Dr.N.S.Solanke
	SEC	SEC IV	30	1	0	0	0	0	0	0	2	33	31	93.93939	Dr.N.S.Solanke
		SEC IV	30	1	0	0	0	0	0	0	2	33	31	93.93939	Dr.N.S.Solanke
	V&VI	XVI	73	3	0	0	0	0	0	0	5	81	76	93.82716	Mr.S.A.Khan
		XVII	69	5	2	0	0	0	0	0	5	81	76	93.82716	Dr.N.S.Solanke


Dr. S. S. Nagarkar
Head

Department of Botany,
Adarsh College, Hingoli

HEAD

Department of Botany
Adarsh College, Hingoli

Depart of Mathematics

Year 2021-2022

Class	Paper No.	O	A+	A	B+	B	C	P	Fail	AA	Total	% Passing
B.SC. I	I		04	06	03	04	01	01	08	-	27	70.37
	II	11	06	05		01			04		27	85.18
	III				01	04			21		27	22.22
	IV		01	02	02	07	02	01	12		27	55.55
	V	22					01			04		100
B.SC. II	VI	13	03	07	02	05		02	02	01	34	94.11
	VII	05	11	08	02	03	03		03		35	91.42
	VIII	01	07	05	02	08	03	02	05	02	33	84.84
	SEC	08		01					01		10	90
	IX	01	10	04	01	03	03	04	05	04	31	83.87
	X	07	06	03	05	06	01		06	01	34	82.35
	XI	05	03	03	02	04	02	03	10	03	32	68.75
	SEC	08		01						01	09	100
B.SC.III	XII	09	11	15	01	04			01		41	97.56
	XIII	09	14	14	01		02	01			41	100
	XIV	01	05	14	15	02	03		01		41	97.56
	SEC	08	02	01		01		01			13	100
	XV			04	12	05	07	04	09		41	78.04
	XVI	19	10	04	07				01		41	97.56
	XVII	02		11	03	05	07	02	11	01	40	72.50
	SEC	07		03		02				01	12	100

Result file

Bmm
9.12.22

Adarsh Education Society's
ARTS, COMMERCE & SCIENCE COLLEGE, HINGOLI

DEPARTMENT OF ELECTRONICS

RESULT: SUMMER-2022

Class	Semester No	Theory(Th) / Practical (Pr)	Paper No.	Grade Obtained by No. of Students									Total Students Appeared	Total Students Passed	Passing %	Name of Teacher	
				O	A+	A	B+	B	C	P	Fail	Absent					
BSc FY	I	Th	I	1		4	4	1	1			2	1	14	11	78.6	RSD
		Pr	II	5	5		1		2			1		14	13	92.9	PDA
	II	Th	III	3	1	3	1	2				4		14	10	71.4	RSD
		Th	IV			2				1		11		14	3	21.4	PDA
	I+II	Pr	V	9	1		1	2					3	16	13	81.3	RSD
BSc SY	III	Th	VI	4		1						1		6	5	83.3	ARL
		Th	VII		3	2			1					6	6	100.0	PDA
		SEC	I	2				1		1	1			5	5	100.0	PDA
	IV	Th	VIII		1	2						4		7	3	42.9	ARL
		Th	IX			1		1				5		7	2	28.6	PDA
		SEC	II	1	1				1	2				5	5	100.0	PDA
	III+IV	Pr	X	1	1					6				8	8	100.0	PDA
			XI	1	1					4	2			8	8	100.0	PDA
BSc TY	V	Th	XII	8	12	3	1	1						25	25	100.0	ARL
		Th	XIII	4	10	6	2	2				1		25	24	96.0	PDA
		SEC	III	1	1	2	1	1	1					7	7	100.0	ARL
	VI	Th	XIV	1	2	1	2	1	2	1	14	1		25	10	40.0	ARL
		Th	XV		1	4	1			4	2	10	3	25	12	48.0	PDA
		SEC	IV	1	1	2			1	2				7	7	100.0	ARL
	V+VI	Pr	XVI	8	5	4		1	4				3	25	22	88.0	ARL
		Pr	XVII	7	5	3	2	2	2	1				25	22	88.0	PDA
TOTAL				57	51	40	16	15	29	12	54	14	288	221	76.7	Overall	

ARL: Prof. Dr. A. R. Lathi (HOD)

PDA: Dr. P. D. Achole

RSD: Mr. R. S. Devade

Submitted by: Dr. P. D. Achole (Present HOD, Department of Electronics)

Adarsh Education Society's
ARTS, COMMERCE & SCIENCE COLLEGE, HINGOLI.

DEPARTMENT OF COMPUTER SCIENCE

RESULT SUMMER : 2021-22 (B. Sc. FY, SY, TY)

CLASS	SEM.	PAPER NO.	Grade									TOTAL STUDENT	Total Pass	% OF PASSING	NAME OF LECTURER
			O	A+	A	B+	B	C	P	F	A				
B.Sc I	I	I	1	11	18	1	6	5	3	2	0	47	47	100.00%	R D Kene
		II	14	19	5	5	2	1	1	0	0	47	47	100.00%	R P Shelke
	II	III	4	7	7	5	4	6	1	13	0	47	34	73.00%	R P Shelke
		IV	8	4	9	3	3	3	3	14	0	47	33	72.00%	R D Kene
B.Sc II	III	VI	14	8	3	0	1	0	0	0	0	26	26	100.00%	R P Shelke
		VII	12	8	2	3	0	1	0	0	0	26	26	100.00%	R D Kene
		SEC-I	4	3	0	0	0	0	0	0	0	7	7	100.00%	R D Kene
	IV	VIII	4	6	2	3	4	2	0	3	0	24	21	87.00%	R D Kene
		IX	4	2	3	1	3	2	4	5	0	24	19	79.00%	R P Shelke
		SEC-II	4	1	2	0	0	0	0	0	0	7	7	100.00%	R D Kene
B.Sc III	V	XII	5	17	16	5	3	1	0	2	0	49	47	96.00%	R P Shelke
		XIII	19	18	5	3	3	0	0	1	0	49	48	98.00%	R D Kene
		SEC-III	12	0	0	0	0	0	0	0	0	12	12	100.00%	R D Kene
	VI	XIV	11	14	7	4	3	2	0	8	0	49	41	84.00%	R D Kene
		XV	8	6	9	5	10	6	1	4	0	49	45	92.00%	R P Shelke
		SEC-IV	10	2	0	0	0	0	0	0	0	12	12	100.00%	R D Kene

Prepared by
(R.S. Devhade)


Head, Department of
Computer Science
A.E.S. College, Hingoli

Adarsh Education Society's
ARTS, COMMERCE & SCIENCE COLLEGE, HINGOLI.

DEPARTMENT OF COMPUTER SCIENCE

RESULT SUMMER : 2021-22 (M. Sc. FY)

CLASS	SEM.	PAPER NO.	Grade									TOTAL STUDENT	Total Pass	% OF PASSING	NAME OF LECTURER	
			O	A+	A	B+	B	C	P	F	A					
M.Sc	I	CAM	18	3	1	0	0	0	0	0	0	0	22	22	100.00%	R S Devhade
		OOP	19	2	1	0	0	0	0	0	0	0	22	22	100.00%	S S Pipparwar
		MFCS	22	0	0	0	0	0	0	0	0	0	22	22	100.00%	Shaikh J A
		CN	22	0	0	0	0	0	0	0	0	0	22	22	100.00%	R P Shelkke
		ECOM	22	0	0	0	0	0	0	0	0	0	22	22	100.00%	S S Pipparwar
M.Sc	II	DAA	8	6	5	0	0	0	1	2	0	22	20	91.00%	Shaikh J A	
		SE	0	2	1	3	3	2	7	4	0	22	18	82.00%	R P Shelke	
		VB.NET	1	3	3	5	1	3	3	3	0	22	17	78.00%	R S Devhade	
		AOS	4	6	8	0	1	1	0	2	0	22	20	91.00%	S S Pipparwar	
		IT	21	0	0	0	0	0	0	1	0	22	21	96.00%	R P Shelke	


 Prepared by
 (R.S. Devhade)


 Head, Department of
 Computer Science
 A.E.S. College, Hingoli

Adarsh Education Society's
ARTS, COMMERCE & SCIENCE COLLEGE, HINGOLI.

DEPARTMENT OF COMPUTER SCIENCE

RESULT SUMMER : 2021-22 (M. Sc. SY)

CLASS	SEM.	PAPER NO.	Grade									TOTAL STUDENT	Total Pass	% OF PASSING	NAME OF LECTURER
			O	A+	A	B+	B	C	P	F	A				
M.Sc	III	ADA	3	1	1	0	0	0	0	0	0	5	5	100.00%	Shaikh J A
		WT	4	1	0	0	0	0	0	0	0	5	5	100.00%	R P Shelke
		DMDW	4	1	0	0	0	0	0	0	0	5	5	100.00%	R P Shelke
		AI	4	1	0	0	0	0	0	0	0	5	5	100.00%	R D Kene
		CS	5	0	0	0	0	0	0	0	0	5	5	100.00%	P Bagate
M.Sc	IV	DIP	0	1	0	2	2	0	0	0	0	5	5	100.00%	R S Devhade
		LINUX	0	1	1	1	1	0	0	0	0	4	5	100.00%	S S Pipparwar
		PROJECT	5	0	0	0	0	0	0	0	0	5	5	100.00%	R P Shelke
		ST	0	0	0	1	1	2	0	1	0	5	4	80.00%	Shaikh J A
		LR	5	0	0	0	0	0	0	0	0	5	5	100.00%	R S Devhade

Signature
(R. S. Devhade)

Signature
Head,
Department of
Computer Science
A.E.S. College, Hingoli

Adarsh Education Society's
ARTS, COMMERCE & SCIENCE COLLEGE, HINGOLI.
DEPARTMENT OF DAIRY SCIENCE
RESULT SUMMER : 2021-22

CLASS	SEM.	PAPER NO.	Grade									TOTAL STUDENT	Total Pass	% OF PASSING
			O	A+	A	B+	B	C	P	F	A			
B.Sc I	I	I	6	8	4	-	1	-	-	-	-	19	19	100
		II	-	10	7	-	2	-	-	-	-	19	19	100
	II	III	1	1	3	-	4	-	-	10	-	19	09	47.36
		IV	-	2	3	1	2	1	-	10	-	19	09	47.36
		V	10	3	3	1	-	-	-	-	2	19	17	89.47

CLASS	SEM	PAPER NO.	Grade									TOTAL STUDENT	Total Pass	% OF PASSING
			O	A+	A	B+	B	C	P	F	A			
B.Sc II	III	VI	-	11	09	3	-	-	-	-	-	23	23	100
		VII	2	7	13	1	-	-	-	-	-	23	23	100
		SEC-I	8	-	-	-	-	-	-	1	-	09	08	88.88
	IV	VIII	2	1	-	5	2	-	1	12	-	23	11	47.82
		IX	1	-	5	2	4	1	1	09	-	23	14	60.86
		X	22	-	-	-	-	-	-	01	-	23	22	95.65
		XI	21	-	1	-	-	-	-	1	-	23	22	95.65
		SEC-II	08	-	-	-	-	-	-	1	-	09	08	88.88

CLASS	SEM.	PAPER NO.	Grade									TOTAL STUDENT	Total Pass	% OF PASSING
			O	A+	A	B+	B	C	P	F	A			
B.Sc III	V	XII	1	-	10	8	7	-	-	1	-	27	26	96.29
		XIII	6	14	5	-	1	-	-	1	-	27	26	96.29
		SEC-III	6	-	-	-	-	-	-	1	-	07	06	85.71
	VI	XIV	3	3	4	3	4	-	3	7	-	27	20	74.07
		XV	2	3	7	2	9	-	-	4	-	27	23	85.18
		XVI	22	1	2	-	-	-	-	2	-	27	25	92.59
		XVII	22	2	1	-	-	-	-	2	-	27	25	92.59
		SEC-IV	6	-	-	-	-	-	-	1	-	07	06	85.71

Summary

B.Sc F.Y = 76.83%
 B.Sc S.Y = 84.70%
 B.Sc T.Y = 88.55%


 Dr.P.T. Gangasagare
 Head
 Department of Dairy Science

Result File
 Bommo
 12-12-22

Adarsh Education Society's
ARTS, COMMERCE & SCIENCE COLLEGE, HINGOLI.

DEPARTMENT OF COMPUTER SCIENCE

RESULT SUMMER : 2021-22 (BCS FY)

CLASS	SEM.	PAPER NO.	Grade									TOTAL STUDENT	Total Pass	% OF PASSING	NAME OF LECTURER	
			O	A+	A	B+	B	C	P	F	A					
BCS	I	BCS	17	9	1	1	0	0	0	0	1	0	29	29	100.00%	R P SHELKE
		C	0	10	13	2	2	0	0	2	0	29	29	100.00%	R S DEVHADE	
		WT	20	7	1	0	0	0	0	1	0	29	29	100.00%	A D PATTEBAHADUR	
		OA	27	1	0	0	0	0	0	1	0	29	29	100.00%	S S PIPARWAR	
		CS	15	14	0	0	0	0	0	0	0	29	29	100.00%	M P JADHAO	
BCS	II	OS	0	0	5	6	5	2	4	7	0	29	29	100.00%	R P SHELKE	
		C-2	0	1	5	4	12	0	2	5	0	29	29	100.00%	S S PIPARWAR	
		DBMS	0	1	6	4	11	0	2	5	0	29	29	100.00%	J A SHAIKH	
		8085	0	0	1	1	11	5	6	5	0	29	29	100.00%	R S DEVHADE	
		CS2	13	12	0	0	0	0	0	4	0	29	29	100.00%	A D PATTEBAHADUR	

R. S. Devhade
Prepared by
(R.S. Devhade)

R. S. Devhade
Head
Head, Department of
Computer Science
A.E.S. College, Hingoli.

Adarsh Education Society's
ARTS, COMMERCE & SCIENCE COLLEGE, HINGOLI.

DEPARTMENT OF COMPUTER SCIENCE

RESULT SUMMER : 2019-20 (BCS SY)

CLASS	SEM.	PAPER NO.	Grade									TOTAL STUDENT	Total Pass	% OF PASSING	NAME OF LECTURER	
			O	A+	A	B+	B	C	P	F	A					
BCS	III	CPP	10	3	0	0	0	0	0	0	0	0	13	13	100.00%	S S PIPARWAR
		CN	13	0	0	0	0	0	0	0	0	0	13	13	100.00%	R P SHELKE
		DS	4	6	3	0	0	0	0	0	0	0	13	13	100.00%	A D PATTEBAHADUR
		MTCS	1	9	3	0	0	0	0	0	0	0	13	13	100.00%	J A SHAIKH
		NA	6	6	1	0	0	0	0	0	0	0	13	13	100.00%	J A SHAIKH
BCS	IV	JAVA	1	2	4	2	4	0	0	0	0	13	13	100.00%	S S PIPARWAR	
		SE	1	2	4	1	3	1	1	0	0	13	13	100.00%	R P SHELKE	
		RDBMS	0	1	4	2	3	0	2	1	0	13	12	92.00%	J A SHAIKH	
		ECS	0	0	6	0	3	0	1	3	0	13	10	77.00%	S S PIPARWAR	
		LR	13	0	0	0	0	0	0	0	0	13	13	100.00%	A D PATTEBAHADUR	

(Signature)
Prepared by
(R.S. Deshpande)

(Signature)
Head
Head, Department of
Computer Science
A.E.S. College, Hingoli

Adarsh Education Society's
ARTS, COMMERCE & SCIENCE COLLEGE, HINGOLI.

DEPARTMENT OF COMPUTER SCIENCE

RESULT SUMMER : 2021-22 (BCS TY)

CLASS	SEM.	PAPER NO.	Grade									TOTAL STUDENT	Total Pass	% OF PASSING	NAME OF LECTURER
			O	A+	A	B+	B	C	P	F	A				
BCS	V	WIN PROG	3	7	1	0	0	0	0	0	0	11	11	100.00%	R S DEVHADE
		PYTHON	10	0	1	0	0	0	0	0	0	11	11	100.00%	J A SHAIKH
		DS	9	2	0	0	0	0	0	0	0	11	11	100.00%	R P SHELKE
		LINUX	10	1	0	0	0	0	0	0	0	11	11	100.00%	R P SHELKE
		SAD	2	9	0	0	0	0	0	0	0	11	11	100.00%	R S DEVHADE
BCS	VI	MAD	0	0	0	2	2	1	3	3	0	11	8	72.00%	J A SHAIKH
		FIP	0	1	4	1	1	1	2	1	0	11	10	90.00%	R S DEVHADE
		PROJECT	9	0	0	2	0	0	0	0	0	11	11	100.00%	M P JADHAO
		SPM	0	0	5	0	1	1	2	2	0	11	9	82.00%	R P SHELKE
		CNE	5	5	1	0	0	0	0	0	0	11	11	100.00%	S S PIPARWAR

Prepared by
 (R.s. Devhade)

Head
 Head, Department of
 Computer Science
 A.E.S. College, Hingoli

Adarsh Education Society's
ARTS, COMMERCE & SCIENCE COLLEGE, HINGOLI.

DEPARTMENT OF COMPUTER SCIENCE

RESULT SUMMER : 2021-22 (BCA I year)

CLASS	SEM.	PAPER NO.	Grade									TOTAL STUDENT	Total Pass	% OF PASSING	NAME OF LECTURER	
			O	A+	A	B+	B	C	P	F	A					
BCA	I	FSC	33	3	2	0	0	0	0	0	0	0	38	38	100.00%	R P Shelke
		OA	19	17	1	0	0	0	0	1	0	38	37	97.00%	S S Piparwar	
		C	19	15	2	1	1	0	0	0	0	38	38	100.00%	R S Devhade	
		MTCS	8	20	9	1	0	0	0	0	0	38	38	100.00%	J A Shaikh	
		BC	18	19	1	0	0	0	0	0	0	38	38	100.00%	A D Pattebahadur	
BCA	II	TALLY	0	2	6	7	9	0	6	8	0	38	30	78.00%	M P Jadhao	
		OB	0	4	13	2	7	4	4	4	0	38	34	89.00%	A D Pattebahadur	
		WT	0	2	12	7	4	3	5	6	0	39	33	86.00%	R P Shelke	
		ECOM	0	7	7	6	8	1	6	3	0	38	35	92.00%	S S Piparwar	
		FE	20	18	0	0	0	0	0	0	0	38	38	100.00%	A D Pattebahadur	

Prepared By

(R.s. Devhade)

Head, Department of
Computer Science
A.E.S. College, Hingoli

Adarsh Education Society's
ARTS, COMMERCE & SCIENCE COLLEGE, HINGOLI.
DEPARTMENT OF COMPUTER SCIENCE
RESULT SUMMER : 2021-22 (BCA II year)

CLASS	SEM.	PAPER NO.	Grade									TOTAL STUDEN	Total Pass	% OF PASSING	NAME OF LECTURER
			O	A+	A	B+	B	C	P	F	A				
BCA	III	CPP	4	3	4	0	0	0	0	0	0	11	11	100.00%	S S Piparwar
		OS	8	2	0	0	0	0	0	0	1	11	10	90.00%	R P SHELKE
		DBMS	9	2	0	0	0	0	0	0	0	11	11	100.00%	A D Pattebahadur
		MM	7	4	0	0	0	0	0	0	0	11	11	100.00%	R S Devhade
		NA	2	9	0	0	0	0	0	0	0	11	11	100.00%	J A SHAIKH
BCA	IV	JAVA	0	0	0	0	1	1	0	9	0	11	11	100.00%	S S Piparwar
		DS	0	0	0	1	0	0	3	7	0	11	2	18.00%	R P SHELKE
		RDBMS	0	0	0	0	1	0	0	10	0	11	1	90.00%	J A SHAIKH
		CG	0	0	0	1	0	1	0	9	0	11	2	18.00%	J A SHAIKH
		LR	0	2	8	0	0	1	0	0	0	11	11	100.00%	A D Pattebahadur

Prepared By
(R.S. Devhade)

(R.S. Devhade)
 Head, Department of
 Computer Science
 A.E.S. College, Hingoli.

Adarsh Education Society's
ARTS, COMMERCE & SCIENCE COLLEGE, HINGOLI.

DEPARTMENT OF COMPUTER SCIENCE

RESULT SUMMER : 2021-22 (BCATY)

CLASS	SEM.	PAPER NO.	Grade									TOTAL STUDENT	Total Pass	% OF PASSING	NAME OF LECTURER	
			O	A+	A	B+	B	C	P	F	A					
BCA	V	SAD	3	5	0	0	0	0	0	0	1	0	9	8	100.00%	R S Devhade
		PHP	5	4	0	0	0	0	0	0	0	0	9	9	90.00%	J A SHAIKH
		MAD	5	4	0	0	0	0	0	0	0	0	9	9	100.00%	S S Pipparwar
		CN	5	4	0	0	0	0	0	0	0	0	9	9	100.00%	S S Pipparwar
		LINUX	5	4	0	0	0	0	0	0	0	0	9	9	100.00%	R P Shelke
BCA	VI	SE	0	0	0	3	2	4	0	0	0	0	9	9	100.00%	R P Shelke
		PYTHON	0	0	1	1	1	1	3	2	0	0	9	7	77.77%	J A SHAIKH
		PROJECT	9	0	0	0	0	0	0	0	0	0	9	9	100.00%	S S Pipparwar
		WP	0	0	0	2	5	0	2	0	0	0	9	9	100.00%	R S Devhade
		CS	5	4	0	0	0	0	0	0	0	0	9	9	100.00%	S S Pipparwar

R. S. Devhade
 Prepared By

(R. S. Devhade)

R. S. Devhade
 Head